

Input Pressure: 150 psig max.

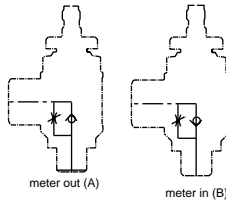
Air Flow: 5 SCFM @ 100 psig adjustable

Mounting: Directly into #10-32 port

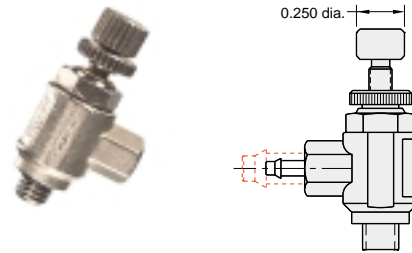
Ports: Rotating input port allows 360° positioning #10-32 port

Flow Direction: Arrow on valve body shows direction of controlled flow

Adjustment: Screwdriver slot; slotted knurled knob with lock nut on #10-80 threaded needle shaft for fine adjustment; or recessed slotted needle

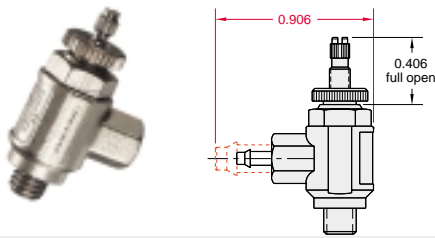


#10-32 Valves, Knurled Knob



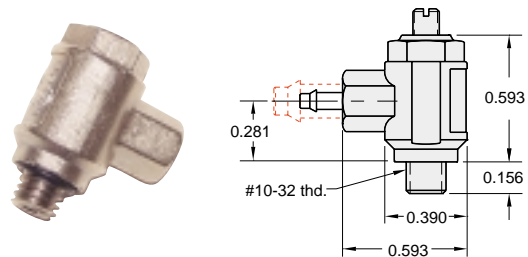
Part No.	Description
MFC-3AK	..Meter Out Control Valve, #10-32 Female Side Port
MFC-3AK1	..Meter Out Control Valve, 1/16" Barb Side Port
MFC-3AK2	..Meter Out Control Valve, 1/8" Barb Side Port
MFC-3BK	..Meter In Control Valve, #10-32 Female Side Port
MFC-3BK1	..Meter In Control Valve, 1/16" Barb Side Port
MFV-3BK2	..Meter In Control Valve, 1/8" Barb Side Port

#10-32 Valves, Screwdriver Slot



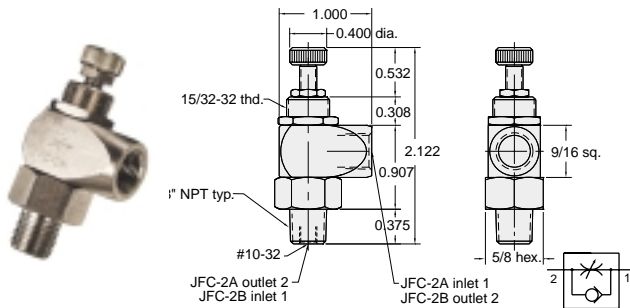
Part No.	Description
MFC-3A	..Meter Out Control Valve, #10-32 Female Side Port
MFC-3A1	..Meter Out Control Valve, 1/16" Barb Side Port
MFC-3A2	..Meter Out Control Valve, 1/8" Barb Side Port
MFC-3B	..Meter In Control Valve, #10-32 Female Side Port
MFC-3B1	..Meter In Control Valve, 1/16" Barb Side Port
MFC-3B2	..Meter In Control Valve, 1/8" Barb Side Port

#10-32 Valves, Recessed Needle



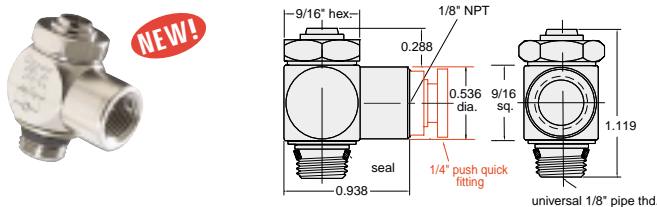
Part No.	Description
MFC-3AR	..Meter Out Control Valve, #10-32 Female Side Port
MFC-3AR1	..Meter Out Control Valve, 1/16" Barb Side Port
MFC-3AR2	..Meter Out Control Valve, 1/8" Barb Side Port
MFC-3BR	..Meter In Control Valve, #10-32 Female Side Port
MFC-3BR1	..Meter In Control Valve, 1/16" Barb Side Port
MFC-3BR2	..Meter In Control Valve, 1/8" Barb Side Port

1/8" NPT Control Valves, Knurled Knob



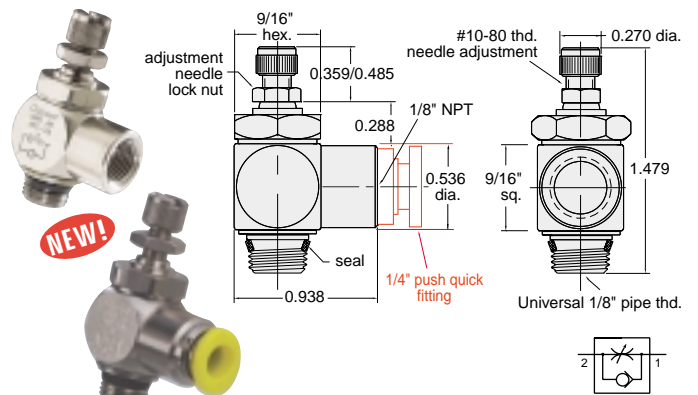
Part No.	Description
JFC-2A	..Meter Out Control Valve, 1/8" NPT
JFC-2B	..Meter In Control Valve, 1/8" NPT

1/8" NPT Valves, Recessed Needle



Part No.	Description
JFC-3AR	..Meter Out Control Valve, 1/8" NPT
JFC-3BR	..Meter In Control Valve, 1/8" NPT
JFC-3AR08	..Meter Out Control Valve, 1/4" Push-Quick Fitting
JFC-3BR08	..Meter In Control Valve, 1/4" Push-Quick Fitting

1/8" NPT Valves, Knurled Knob



Part No.	Description
JFC-3A	..Meter Out Control Valve, 1/8" NPT
JFC-3B	..Meter In Control Valve, 1/8" NPT
JFC-3AP08	..Meter Out Control Valve, 1/4" Push-Quick Fitting
JFC-3BP08	..Meter In Control Valve, 1/4" Push-Quick Fitting